







## Tips for Preventing Expired Drugs and Medical Materials

*Federal regulations and guidelines prohibit the use of expired drugs and medical materials on live animals. Stay in compliance by following these tips:*

- Use the color code system to spot expiring items at a glance. For each item with an expiration date, follow RARC’s chart [scan the QR code below for the most recent version] and apply a colored dot sticker that corresponds to the year of expiration.

Example, RARC color code chart

	<input type="text" value="2022"/>
	<input type="text" value="2023"/>
	<input type="text" value="2024"/>
	<input type="text" value="2025"/>
	<input type="text" value="2026"/>
	<input type="text" value="2027"/>

Then write the month of expiration in the center.



This bottle expires in March of 2026.

For more details visit [www.rarc.wisc.edu/tools\\_and\\_guides/drugs/expired\\_drugs.html](http://www.rarc.wisc.edu/tools_and_guides/drugs/expired_drugs.html)

Scan this code to see the latest version of RARC’s color code chart:



- Apply the stickers when new drugs/materials arrive. Consider having one lab member in charge of this task.
- Assign one person to check for expiration dates at the end of each month. Use calendars, notes, electronic reminders, etc. as reminders to complete this task every month.
- Centralize all your drugs and materials that expire in one location or limit the number of locations where materials are kept.
- If materials with different expiration dates are stored together, label the container with a dot representing the soonest expiration year and change it as materials expire.
- When you find expired drugs or materials, dispose of them according to the instructions below or place them in a separate location away from the in-date materials. Label the bottle, box, or drawer “EXPIRED DO NOT USE ON LIVE ANIMALS.” \*

- For expired powders, liquids, capsules, gels, ointments, etc. that are NOT controlled substances, complete the chemical disposal form at the UW Chemical Safety website at <https://ehs.wisc.edu/disposal-services/chemical-disposal/chemical-disposal-surplus-pick-up-form/> and they will pick up your items.
  - For disposal of expired controlled drugs, contact APAS@rarc.wisc.edu for instructions.
  - For expired syringes, scalpel blades, sutures, catheters and other sharps, place them in a red sharps container\*.
  - For expired sterilized gauze, gloves, bandages, other non-sharps, and non-pharmaceutical items, throw them in the trash\*.
  - Consult Chemical Safety's Disposal Services webpage at <https://ehs.wisc.edu/disposal-services/> for more information.
- Contact pharmacy@rarc.wisc.edu for a color-coded dot system starter kit, controlled substance guidance, or helpful advice on managing your drug and medical materials inventory.

\*You may use expired items (except anesthetics, analgesics, rescue or euthanasia drugs) for terminal procedures only. These items must be segregated from in-date drugs and labeled "for terminal use only."